

3 FOR FREE!

XBOX

HULK

Get a FREE 3-ISSUE SUBSCRIPTION to
THE INCREDIBLE HULK!

Act now and get Marvel's most smashing
character delivered to your front door!

Available only at:
www.marvel.com/3forfree

Enter Promo Code: K34IN3

**Plus \$3.00 for shipping & handling. Limit one per household.
Please see website for additional terms. Expires 6/30/04*

MARVEL
WWW.MARVEL.COM
K34IN3

TEEN
T
CONTENT RATED BY
ESRB

MARVEL

UNIVERSAL
INTERACTIVE

Safety Information

About Photosensitive Seizures

A very small percentage of people may experience a seizure when exposed to certain visual images, including flashing lights or patterns that may appear in video games. Even people who have no history of seizures or epilepsy may have an undiagnosed condition that can cause these "photosensitive epileptic seizures" while watching video games.

These seizures may have a variety of symptoms, including lightheadedness, altered vision, eye or face twitching, jerking or shaking of arms or legs, disorientation, confusion, or momentary loss of awareness. Seizures may also cause loss of consciousness or convulsions that can lead to injury from falling down or striking nearby objects.

Immediately stop playing and consult a doctor if you experience any of these symptoms. Parents should watch for or ask their children about the above symptoms—children and teenagers are more likely than adults to experience these seizures.

The risk of photosensitive epileptic seizures may be reduced by sitting farther from the television screen, using a smaller television screen, playing in a well-lit room, and not playing when you are drowsy or fatigued.

If you or any of your relatives has a history of seizures or epilepsy, consult a doctor before playing.

Other Important Health and Safety Information The Xbox Instruction Manual contains important health and safety information that you should read and understand before using the software.

Avoid Damage to Your Television

Do not use with certain televisions. Some televisions, especially front- or rear-projection types, can be damaged if any video games, including Xbox™ games, are played on them. Static images presented during the normal course of game play may "burn in" to the screen, causing a permanent shadow of the static image to appear at all times, even when video games are not being played. Similar damage may occur from static images created when placing a video game on hold or pause. Consult your television owner's manual to determine if video games can be played safely on your set. If you are unable to find this information in the owner's manual, contact your television dealer or the manufacturer to determine if video games can be played safely on your set.

Unauthorized copying, reverse engineering, transmission, public performance, rental, pay for play, or circumvention of copy protection is strictly prohibited.

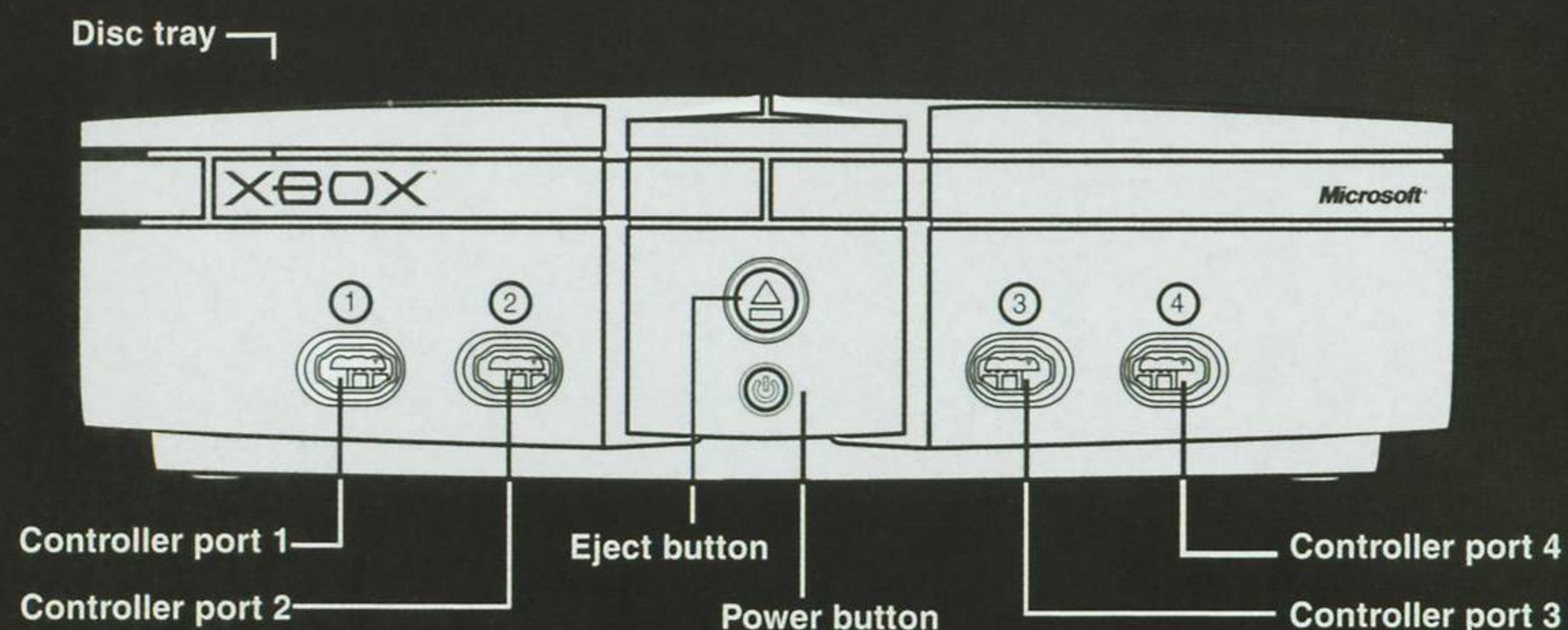
THE HULK™: TABLE OF CONTENTS

Getting Started	2
Controls	4
The Fate of Dr. Banner	7
Main Menu	8
Options	9
Special Features	9
How to Play	10
Banner	11
THE HULK™	12
HUD (Heads UP Display)	14
Pause Screen	15
Collectibles	15
Credits	16
License Agreement	23
Customer Support	inside back cover



"THE HULK" interactive game © 2003 Universal Interactive, Inc. Marvel, THE INCREDIBLE HULK and All Related Comic Book Characters: TM & © 2003 Marvel Characters, Inc. All Rights Reserved. www.marvel.com "THE HULK" movie © 2003 Universal Studios. Licensed by Universal Studios Licensing LLLP. All rights reserved. Published and distributed by Universal Interactive, Inc. Microsoft, Xbox, and the Xbox Logos are either registered trademarks or trademarks of Microsoft Corporation in the United States and/or other countries and are used under license from Microsoft. All other trademarks and copyrights are the property of their respective owners.

GETTING STARTED



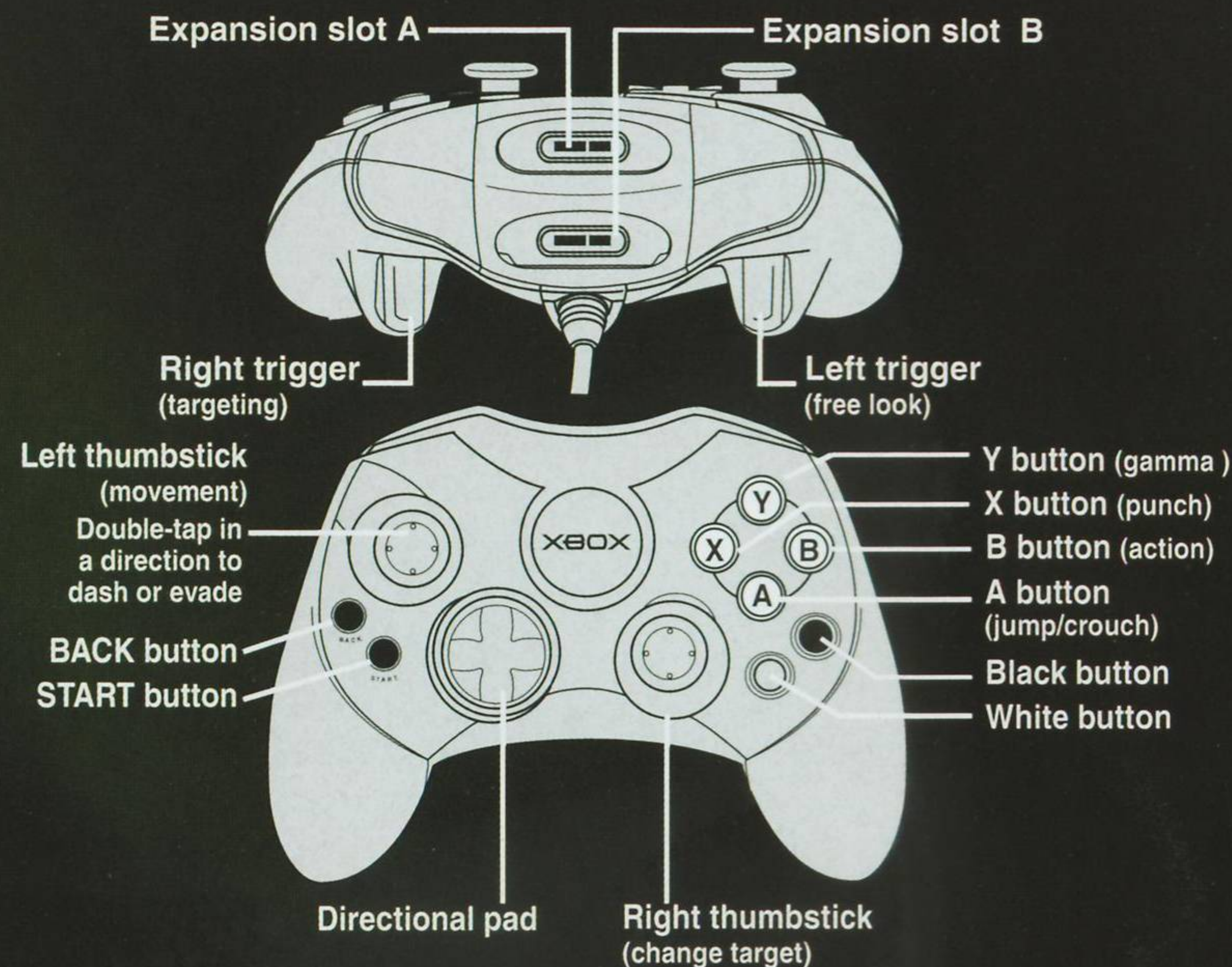
USING THE XBOX VIDEO GAME SYSTEM

Set up your Xbox video game system by following the instructions in the Xbox Instruction Manual. Press the power button and the status indicator light will light up. Press the eject button and the disc tray will open. Place *THE HULK™* disc on the disc tray with the label facing up and close the disc tray. Follow on-screen instructions and refer to this manual for more information about playing *THE HULK™*.

Avoiding Damage to Discs or the Disc Drive

- Insert only Xbox-compatible discs into the disc drive.
- Never use oddly shaped discs, such as star-shaped or heart-shaped discs.
- Do not leave a disc in the Xbox console for extended periods of time when not in use.
- Do not move the Xbox console while the power is on and a disc is inserted.
- Do not apply labels, stickers, or other foreign objects to discs.

USING THE XBOX CONTROLLER



1. Insert the Xbox Controller into any controller port of the Xbox console.
2. Insert any peripherals (for example, Xbox memory unit) into controller expansion slots as appropriate.
3. Follow on-screen instructions and refer to this manual for more information about using the Xbox Controller to play *THE HULK™*.

CONTROLS

Punch (X button)

This is your character's basic attack button. Both Banner and THE HULK™ can perform combination attacks by pressing this button multiple times in sequence.

Gamma (Y button)

For THE HULK™, this button triggers THE HULK™'s power attacks. Most of these attacks are designed to harm multiple enemies, but by using this button in combination with the punch button, special combo attacks can be accessed. For Banner, this button is used to manipulate the environment.

Free Look (Left trigger)

Pressing the free look button places the camera in first-person mode. Use this function to view areas of the environment not seen in the regular camera. Beware though, as your character cannot move or perform other actions while in this mode.

Targeting (Right trigger)

The player can target enemies and objects by holding down the target button. While the target button is held down, a highlighter will be visible on-screen, marking the currently targeted enemy. While in this mode, the Change Target (right analog) stick can be used to select a new target.

Jump/Crouch (A button)

For The Hulk, this button triggers a jump that is used to avoid threats and set up powerful aerial attacks. For Banner, this button is used to crouch stealthily through the environment and perform evasive dive rolls.

THE HULK™ CONTROLS

COMBAT

- X = Left Hook
- X, X = Right Hook
- X, X, X = Backhand
- X, X delay X = Gut Punch
- X, X delay X, X = Right Jab
- X, X delay X, X, X = Overhead Smash
- X + Y = Overhead Smash
- Y = Sonic Clap
- X, Y = 2-Handed Upper
- X, X, Y = Punt Kick
- X, X, Y, X = Hammer Fist
- ←, X (while targeting) = Rising Upper
- → = Dash
- → X = Dashing Punch
- X (while targeting) = Dashing Punch

JUMP ATTACKS

- A, X = Gamma Crusher
- A, Y = Gamma Stomp

RAGE ATTACKS

Must be in Rage Mode.

These devastating attacks deplete your rage meter completely.

- Y + B = Super Sonic Clap
- X + Y = Super Overhead Smash

GRAPPLES (press B to grab)

Small Enemies (from Grapple)

- B = Toss
- X, X, X = Combo Throw
- Y = Gamma Slam
- A, B = Jumping Throw

Large Enemies (from Grapple)

- B = Toss
- Y = Backbreaker
- X = Slam
- X = Double Slam

POLES

- B = Pick Up Pole
- B = Throw Pole
- X = Downward Swing
- X, X = Upward Swipe
- X, X, Y = Baseball Swing
- X (while targeting) = Battering Ram
- Y = Overhead Smash

HEAVY OBJECTS

- B = Pick Up Object
- B = Throw Object
- X = Smash
- Y = Swing

X, Y Chargeable – Hold the button down for a stronger attack. The maximum charge performs a special move.

BRUCE BANNER CONTROLS

STEALTH AND EVASIVE MOVES

- A** = Crouch
- A** (While Running) = Diveroll
- →** = Diveroll

WORLD INTERACTION

Press the **Y** button to manipulate interactive objects within the world.

CRATES

- Clamber
- Y** (Facing Crate) Grab /Release Crate
- ←** (Grabbed) Pull Crate
- (Grabbed) Push Crate

COMBAT

- X** Left Hook
- X, X** Right Hook
- X, X, X** Uppercut
- B** Grab Enemy

THE FATE OF DR. BANNER...



Following the events of the blockbuster Universal Pictures film, troubled scientist Dr. Bruce Banner and his enraged alter ego, THE HULK™, battle The Leader™—a terrifying villain intent on unleashing a relentless army of gamma creatures on the world. Only by facing his own shattered identity and gaining control of the beast within him will Bruce have the ability to overcome the insane intentions of The Leader™.

MAIN MENU

STORY MODE

Load Game

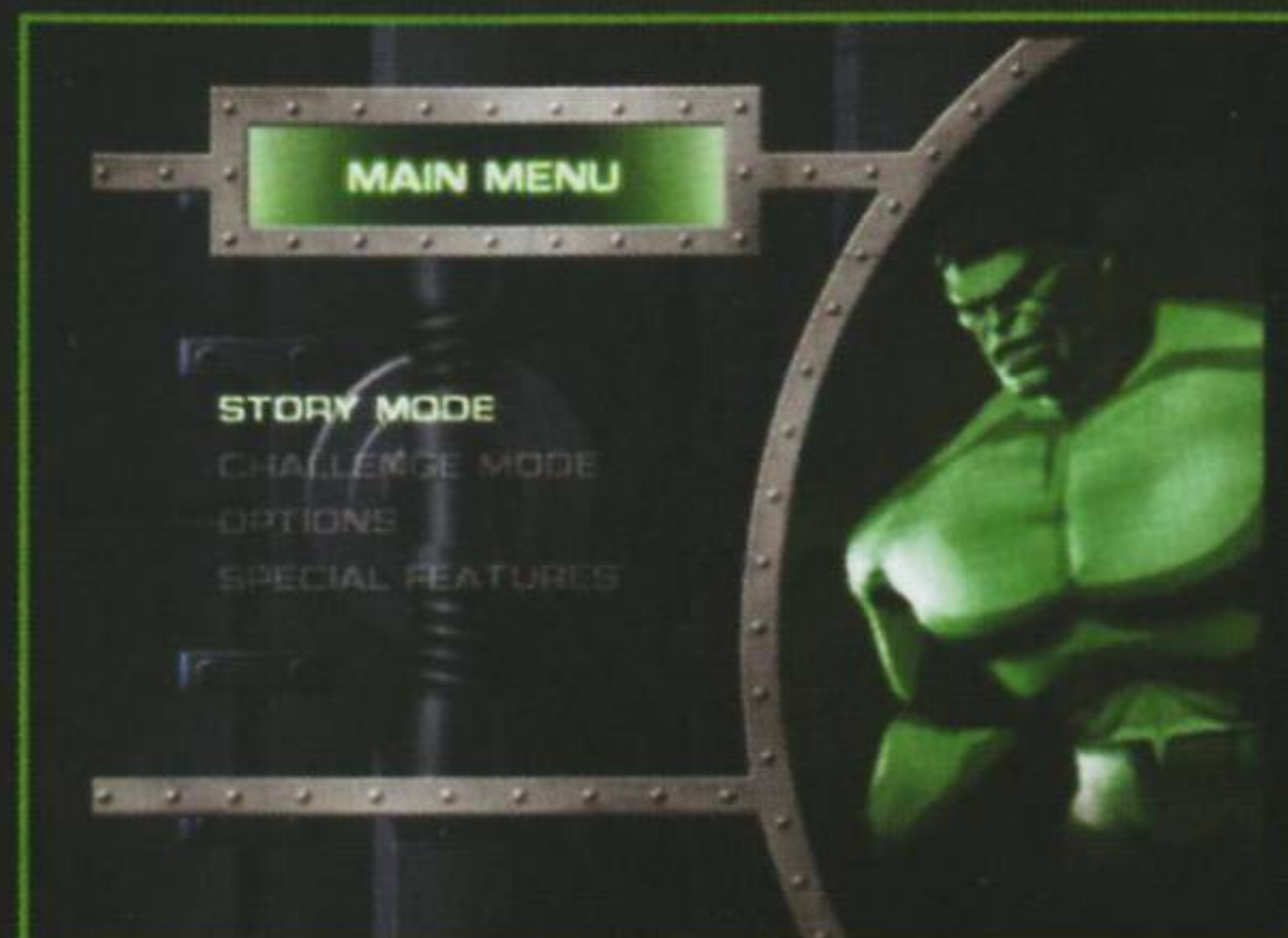
Continue a Story Mode game in progress.

New Game

Start Story Mode from the beginning, choose the desired level of difficulty, and start playing.

Continue Game

Continue playing the game from the point where you last left off. You can access all levels you have unlocked up to now.



CHALLENGE MODE

Complete a chapter of Story Mode by defeating the special Boss encounter and unlock a Challenge Mode.

Endurance

Mode 1 and 2

Survive as long as you can against endless waves of opponents.

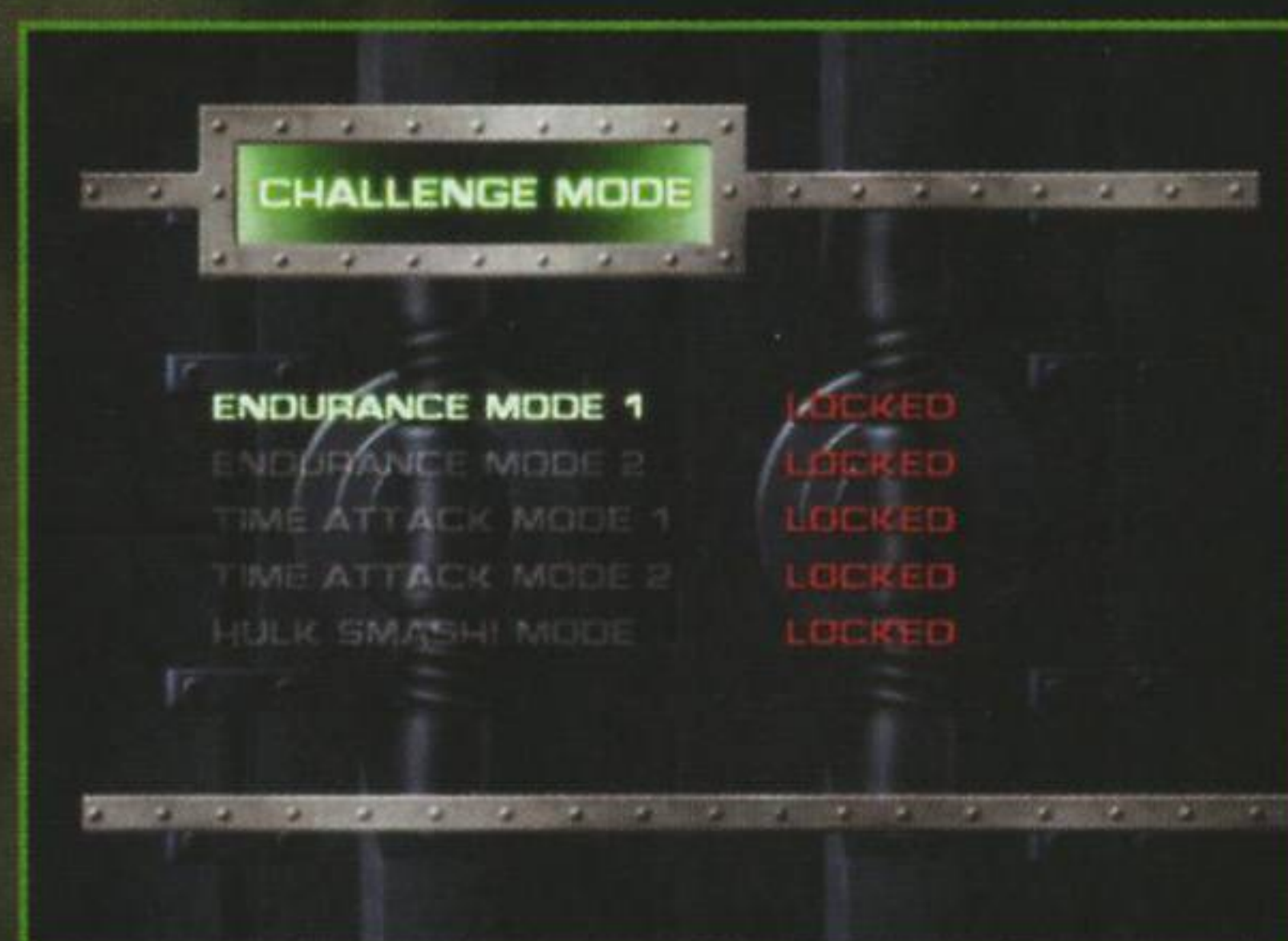
Time Attack

Mode 1 and 2

Defeat as many enemies as possible before your time runs out.

HULK™ Smash!

Destroy as much of the environment as you can before the time is up.



OPTIONS

Audio Options

Change the sound settings for the game.

Code Input

Input codes to unlock hidden features.

Load/Save

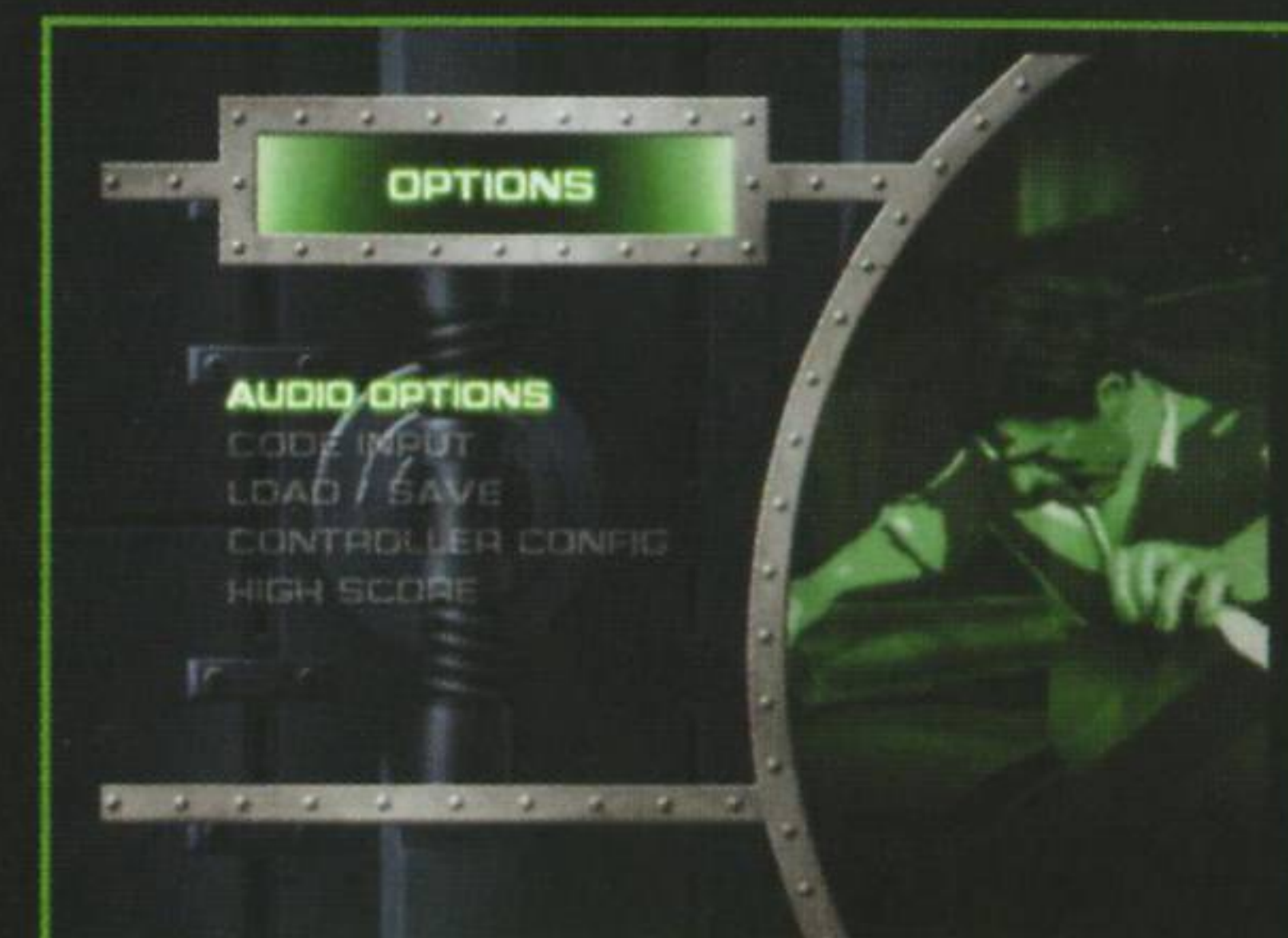
Manage your saved games.

Controller

Change the configuration of the controller and turn vibration on/off.

High Score

View the high scores from Challenge Mode.



SPECIAL FEATURES

Movie Art

View the art used to design the film's environments, story, and characters.

HULK™ Unleashed

Take a behind-the-scenes look at the making of the movie and the game.

Cheats

Toggle cheats on/off.

Credits

Check out the credits for the game.



HOW TO PLAY


Overview

You control Dr. Bruce Banner and his alter ego THE HULK™. You will need the intellect of Dr. Banner to solve the puzzles that face him, and the brute strength of THE HULK™ when nothing but force can solve the problem.

If you are caught as Banner or defeated as THE HULK™, you have failed. You can use any remaining Continue credits to keep going, but once they are gone, you will have to restart the level.

Bruce Banner

As Bruce Banner, you must rely on your intellect and stealth. Avoid detection as much as possible as you gather clues, and fight only when necessary.



THE HULK™

There are no limits to the destructive power of THE HULK™. Capable of smashing through buildings and defeating whole groups of enemies, THE HULK™ uses a series of specialty moves and his unmatched strength to unleash a whirlwind of destruction.

Story Mode

Play as Bruce Banner and THE HULK™ as you sneak and smash your way through this epic adventure. Only by controlling the incredible power of the beast within can you destroy the diabolical intentions of The Leader™ to save the world...and yourself!

Challenge Mode

Select one of five challenge games to play. Each game has concrete objectives that you can use to increase your skills.

BANNER

As Bruce Banner, you will move through the world of the game using stealth and cunning. Dr. Banner is no warrior; the key to success as Bruce Banner is to avoid conflict whenever possible. Bruce cannot always transform into THE HULK™ for reasons indicated in the story. Pay close attention; if you transform when you shouldn't, you will fail in your mission, costing a Continue credit.

Movement

With careful movements and a keen eye on his surroundings, Bruce is able to evade cameras, searchlights, soldier patrols and other surveillance resources, as he slips silently into the most guarded of facilities. By walking, running, crouching, diving and clambering up and down, Bruce can avoid unnecessary confrontations. He can also open doors and access security computers; this is crucial because THE HULK's™ brute strength is not enough to get into some areas of the game.



In addition to sneaking around, Bruce has the ability to push and pull objects in the environment—perhaps revealing secret areas.



Puzzles

There are numerous computer puzzles throughout the game that require logic and a cool wit. By matching up various icons, Bruce can hack into the security systems and continue his progress through each environment.

Combat

Sometimes Bruce has no option but to fight. He can fight unarmed or with assorted weapons found along the way. Unlike THE HULK™, Bruce can fake surrender and attack his opponents when they come closer.

Fake Surrender

Try freezing! If caught by a security guard, Bruce will be told to "FREEZE!" Then let the guard get up close and take him by surprise.

Transformation

When Bruce is attacked to the point that his energy is completely drained, his emotions will trigger transformation into THE HULK™. However, you must be alert as there are some areas in the game in which a transformation will trigger a mission failure.

THE HULK™

As THE HULK™, you are given over to rage. You will fight numerous opponents and wreak havoc on your surroundings.

Movement

THE HULK™ can move by walking, jumping, running, and dashing.



Pick-up

Numerous objects throughout the world are available for THE HULK™ to pick up. By grabbing a club-type weapon, THE HULK™ can use any number of Club Attacks to beat his opponents. Or THE HULK™ can demonstrate his ferocious strength by picking up and throwing a larger object, such as a crate, car or even a tank. Throwing large objects is a quick way of dispatching entire groups of enemies or opponents at a distance.



Combat

The basic moves used by THE HULK™ include fifteen strike attacks, and various grapples, throws, slams and pummels. THE HULK™ also has a series of signature moves that reflect his power and ferocity, including the Sonic Clap, Gamma Stomp, missile deflection, and feats of strength.



Destruction

Beyond beating his opponents, THE HULK™ has the ability to destroy his surroundings by smashing into buildings, pillars, cars, helicopters, and just about anything that he comes across.

Rage Mode Attacks

When THE HULK's™ Rage Meter is full he enters Rage Mode. For a limited time, his regular attacks become more powerful and do more damage. These powerful techniques channel all of THE HULK's™ rage into a single attack. They're ideal for causing extreme damage to troublesome opponents — or bailing THE HULK™ out of a tough spot. Either of these attacks will end *Rage Mode*.



- **X + Y Super Overhead Smash** - This brutal technique channels THE HULK's™ attack into a massive circular shockwave, causing extreme damage to everyone and everything near THE HULK™. It is best used in tight spaces or smaller rooms where the enemy can't easily escape.
- **Y + B Super Sonic Clap** - This technique is a focused directional blast, ideal for clearing out long corridors of enemies and obstacles. It has a longer range than the Super Overhead Smash, but it is more vulnerable.

HUD (Heads Up Display)



Player Character Portrait

Shows whether you are playing as THE HULK™ or Dr. Banner...just in case you were wondering.

Life Meter

Shows how much life force you have left. When you are Dr. Banner and this meter reaches zero, you transform into THE HULK™. When you are THE HULK™ and this meter reaches zero, you are defeated.

Rage / Items

Shows how angry you are when playing as THE HULK™, and any objects you have collected as Dr. Banner.

Targeted Enemy

Shows which enemy is currently targeted.

Enemy Life Bars

Show how much life nearby enemies have. If an enemy is targeted, his life bar is larger and appears on top.

Combo Feedback

Tells you when you complete specific attack combos.

Text Feedback

Gives you useful hints on how to succeed.

PAUSE SCREEN

Continue Game: Return to the game in progress.


Audio Options: Change the audio settings.

Vibration: Turn the controller vibration on and off.

Restart Level: Start the level over.

Quit: Exit the game.

COLLECTIBLES



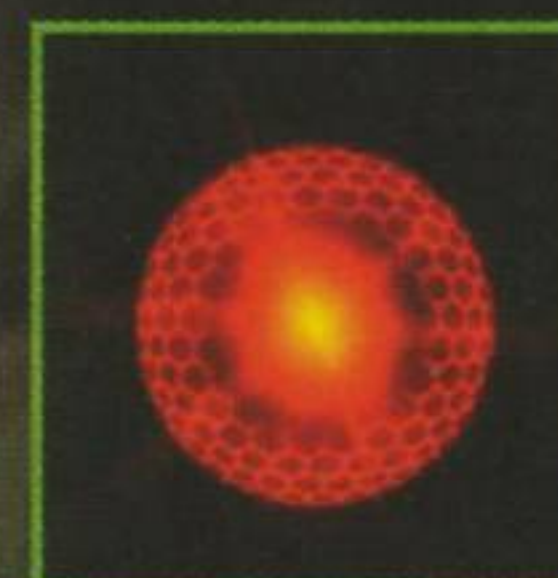
Continue

If your character's health meter becomes empty, these collectibles allow you to continue the game at a checkpoint without restarting a level from the beginning.



Health

These collectibles give your character additional health points.



Rage

These collectibles add points to the rage meter.

CREDITS

Developed by Radical Entertainment

Producer
Tim Bennison

Associate Producer
Bill King

Art Director
Martin Bae

Lead Game Designer
Eric Holmes

Technical Director
Mark James

Sound Director
Graig Robertson

Project Manager
Lindz Williamson

Original Game Design
Mike Skupa

Game Designers
Jason Elliott
Thomas Greenwood
Brian Smedley
Derek Tam
Mike Wong

Camera Designers
Michael Faulkner
Steve Mele

Lighting and Texture Designer
Nigel Denton-Howes

World Artists
Hani Abu-Ghazaleh
Steve Mele
Colin Penty
Jake Pokorny
Robert Sculnick

Character Artists
Jaroslav Chorny
Anshin Chu
Michael Faulkner
John Zhongyi Wang

Technical Animation Director
Rustle Hill

Lead Animator
Bryan Gillingham

Game Animators
Earl Fast
Dennis Opel
Jonathan Moyes

Special Effects Artists
Geoff Anderson
Jeff Kuipers

Cinematic Crew
Barry Poon
Gerald Sombilon
Shawn Walsh

Compositing and Editing
Ryan Dutour
Geoff Richardson

Motion Capture Engineer
Alastair MacLeod

Concept and Storyboard Artist
Colin Lorimer

Lead Programmer
Chris Cudahy

Programmers
Katrina Archer
Bryan Brandt
Kesten Broughton
Jesse Cluff
Kevin Coughlan
Jean-Luc Duprat
Jeremy Isaak
Stan Jang
Ross Kakuschke
Angus Mackay
Larbi Mouedden
Jasmin Patry
Tinman
Liberty Walker

Quality Assurance Director
Lester Li

Software Testing Programmers
Ryan Blazecka
Christopher Vienneau

Lead Tester
Jonathan Lim

Testers
Tyler Blair
Shawna Brown
Tony Esposito
Edwin Singh

Sound Programmer
Brandon McGuigan

Lead Sound Effects Designer
Scott Morgan

Sound Effects Design
Adam Gejdos
Cory Hawthorne
Roman Tomazin
Jeff Tymoschuk

Dialog Editing
Cory Hawthorne
Shawn Knapp

Dialogue Mastering
James Meyer
Allan Levy
David Stephens

Music Composed and Arranged
Graig Robertson

Voice Recording
Adam Gejdos
Andrew Neil
Graig Robertson
Roman Tomazin

Voice Direction
Michael Donovan
Terry Klassen
Phillip Webster

Music Mixed
Jeff Young

Manager, Sound Department
Wolfgang Hamann

Voice Talent
Eric Bana
Katie Bennison
Michael Donovan
Michael Dobson
Paul Dobson
Jano Frandson
Doc Harris
Michael Hovan
David Kaye
Dion Luther
Murray McCarron
Wendy Nakano
Graig Robertson
Jason Simpson
Robert O. Smith
Lee Tockar

Script
Jeff Houde

Additional Artists
Tony da Roza
Peter De Tina
Gene Endrody
Sophie Gagnon
Julian Green
Shamus Horak
Wade Howard
Craig MacPherson
Danny Maher
Ivan Mickovic

Additional Programming
Nigel Brooke
Sean Butterworth
Martin Courchesne
James Harrison
Eric Honsch
Tom Legal
Wilkin Ng
Chakib Ouhajjou
Harold Westlund

Special Thanks
Laurent Ancessi
Richard Bartels
Terry Barton
Dallas Bolton
Clare Carmody
Brad Davidson
Sabrina Dhanji
Darren Evenson
Jason Hall
Alison Hammond
Allister Jones
Gabriel Jones
Reid King – Teac / Tascam, Canada
Jacob Krarup
Mainframe Entertainment
Jen MacDougall
John Mohr, Propellerheads Software
RAD Games Tools (Bink Video Software)
David (Magic Dave) Roberts – Motu
Iain Ross
Bert Sandie,
Bob Simpson
Liesel Sinclair
SoundFirm
Mike Spiliotopoulos
Beau Sutton
Stephen van der Mescht
Cam Weber

Advanced Technologies Group
Amit Bakshi
Nigel Brooke
Rod Davison
Bryan Ewert
Tim Hinds
Eric Honsch
Stan Jang
Senta Kaiser
Peter Mielcarski
Mike Perzel
Robert Sparks
Paul Stark
James Tan
Jodi Tilley
Neill Verheyde
Kevin Voon
Hongzhi Wang
Harold Westlund

Iteam
Chris Glenat
Cliff Haman
Shannon Hancock
Eric Legaspi
Rob Lorber

Very special thanks to our families and friends for supporting us through the challenging process of developing this game.



This product contains the Copperhead™ Technology. Copperhead Technology ©2003 Touchdown Entertainment, Inc. and its suppliers. All Rights Reserved. Copperhead name and logo are trademarks of Touchdown Entertainment, Inc.

**Published by
Universal Interactive, Inc.**

Producer

Jeff Barnhart

**Production
Coordinator**

Justin Lees

Senior Producer

Jonathan Eubanks

General Manager

Nicholas Longano

**VP of Technology/
External
Production**

Neal Robison

**SR. Software
Engineer**

Gary Lake

**Director of
Product Marketing**

Craig Howe

**Associate Product
Manager**

Michael Scharnikow

**Marketing
Coordinator**

Jason Covey

**Director of
Content
Development**

William Kendall

**Director of
Promotions**

Chandra Hill

President

Jim Wilson

**Public Relations
Team**

Melissa Zukerman
Sandra Shagat
Erica Dart

**Creative Services
Supervisor**

Stephanie Mente

Manual Design

Lauren Azeltine

Special Thanks

Chris Ansell
Daniel Badilla
David Christensen
James Galloway
Scott Johnson
Cedric Marechal
Jason Nicol
Philip O'Neil
Brent Rabowsky
Christophe Ramboz
Nancy Rinehart
Suzan Rude
Marcus Sanford
Andrea Sarkisian
Maria Stipp
Cyra Talton
Julie Uhrman
Luc Vanhal
Mark Warburton
Christopher Wilson
Charles Yam
Melissa Zukerman

**TESTING BY
ABSOLUTE
QUALITY**

Lead Testers

Sean Davis
Rob Gray
Chris Lewis
Brendan Tobin

Testers

Nick Betcher
Henry Chen
Jason Davis
Dave Freeman
John Harold
Clinton Jackson
Ronald James
Chris Mack
Tony Mallory
Steve Purdie
Roland Pulliam

**VIVENDI
UNIVERSAL GAMES
LOCALIZATION**

**VUG European
Brand Manager**

Laurent Caffy

**Senior Project
Manager**

Fiachra Synnott

Senior Engineer

Anthony Fitzgerald

Engineer

Shamus Dermody

QA Lead

Conor Harlow

**UNIVERSAL
PICTURES**

Marc Shmuger
Adam Fogelson
Eddie Egan
Pamela Blum
Kevin Campbell
Maria Pekurovskaya
Jeff Sakson

**THE BRAND
GROUP,
UNIVERSAL
PICTURES**

Beth Goss
Elizabeth Gelfand
David O'Connor
Angie Sharma

**UNIVERSAL
STUDIOS
CONSUMER
PRODUCTS GROUP**

Timothy Rothwell
Debbie Jackman
Bill Kispert

**SPECIAL
THANKS**

Avi Arad
Eric Bana
Larry Franco
Gale Anne Hurd
Ang Lee
Tom Peitzman
James Schamus
Cheryl Tkach

**MARVEL
ENTERTAINMENT**

**Executive in
Charge of
Production**

Ari Arad

**Executive in
Charge of
Production**

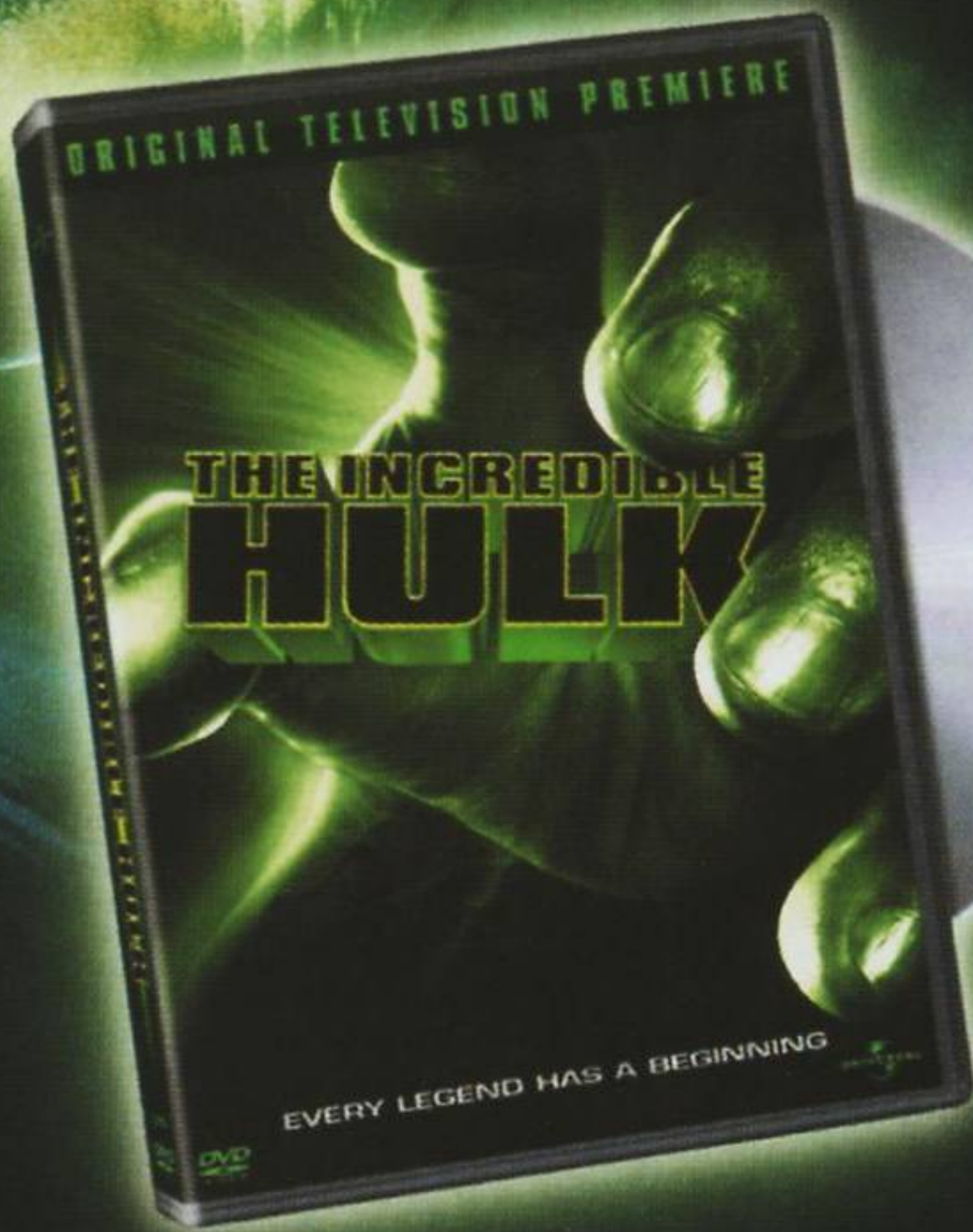
Kevin Feige

**MARVEL
CHARACTERS, INC.**

**INTERACTIVE
BUSINESS AND
LEGAL AFFAIRS**

Joshua M. Silverman
Seth Lehman
John Stires
Carl Suecoff

SEE THE HULK
MOVIE FOR
FREE!



When You Purchase the
Original Series Pilot on DVD

Available Now

This "Incredible" DVD Includes:

SNEAK PREVIEW into Industrial Light & Magic's groundbreaking
CGI effects from **THE HULK** motion picture

SPECIAL INTRODUCTION by "The Incredible Hulk" star Lou Ferrigno

*Mail-in rebate offer, expires 7/6/03.

© 2003 Universal Studios. All Rights Reserved.



From the creators of the sensational **SPIDER-PAD™**
and all your favorite Superhero Game Accessories comes the...

HULK-PAD™

UNLEASH
THE
FURY!

Hulk-Pad™ for PS2™



Hulk-Pad™ for XBOX™



Hulk-Pad™ for Gamecube™



Hulk-Pad™ for PS2™ with
GLOWING NEON LIGHTS!!!

How To Get Your Rebate By Mail*

Buy: Any Naki Hulk-Pad™ (for PS2, GameCube, or Xbox)

Obtain Rebate Form:

1. Type in www.nakiusa.com/hulk into web browser address bar
2. Enter promo code: H01A
3. Print out and complete rebate form

Mail:

1. Completed rebate form
2. UPC code cutout from any Naki Hulk-Pad™
3. Cash register receipt from Naki Hulk-Pad™ purchase imprinted with store name and dated between May 18, 2003 and December 31, 2003 with price circled

Receive: A \$3 Rebate by mail



Official Mail-In Offer

Go to www.nakiusa.com/hulk for complete rules & details. Offer expires December 31, 2003.

Brought to you by



www.NAKIUSA.com

*Limit one rebate per household. Offer valid, and purchased must be made, on or before December 31, 2003. All requests must be postmarked by January 31, 2003. Group submissions are void. Store receipt must emanate from same state as consumer address. Rebates will not be mailed to P.O. boxes. Rebate rights may not be assigned or transferred. Requests not in compliance with all the terms of this offer will not be acknowledged nor returned. All submissions are subject to verification and become the property of Naki International (Naki). Fraudulent submission including use of multiple addresses or P.O. boxes to obtain additional rebates may result in prosecution. Reproduction, purchase, sale or trade of the UPC code cutout is prohibited. Offer good in U.S.A. only. Void where prohibited, taxed or restricted by law. Please allow six to eight weeks for delivery. Naki will not be liable for lost, late, misdirected, mutilated, illegible, incomplete or postage-due mail. ©2003 Naki International. Marvel and all its characters are ©2003 Marvel. All rights reserved.

HE'S GREEN. HE'S MEAN. AND HE'S NOT JUST ON YOUR SCREEN.

Read the official novel—based on the new motion picture from Universal Pictures



On sale now

Read the Book, See the Movie!

Bruce Banner is a bright young scientist haunted by repressed emotions and a mysterious past, and shadowed by powerful forces with dark designs on his revolutionary research. But when an experiment gone wrong exposes him to radiation, a ferocious truth begins to emerge—along something deep inside his own body, triggered when he is pushed beyond reason, and beyond anger...to a terrifying transformation.



A Division of Ballantine Books

Visit our Web site at www.delreymdigital.com

© 2003 Universal Studios Publishing Rights, a division of Universal Studios Licensing LLLP. The movie "THE HULK" © 2003 Universal Studios. "THE INCREDIBLE HULK" and all related comic book characters: ™ & © 2003 Marvel Characters, Inc. All Rights Reserved.

LICENSE AGREEMENT

This software program, any printed materials, any online or electronic documentation (the "Program") are the copyrighted work of Universal Interactive, Inc., or its licensors. All use of the Program is governed by the terms of the End User License Agreement which is provided below ("License"). The Program is solely for use by end users according to the terms of the License Agreement. Any use, reproduction or redistribution of the Program not in accordance with the terms of the License Agreement is expressly prohibited.

END USER LICENSE AGREEMENT

- 1. Limited Use License.** Universal Interactive, Inc. ("UI") hereby grants, and by utilizing the Program you thereby accept, a limited, nonexclusive license and right to use one (1) copy of the Program for your use on an Xbox™ video game system.
- 2. Ownership.** All title, ownership rights and intellectual property rights in and to the Program and any and all copies thereof (including but not limited to any titles, computer code, themes, objects, characters, character names, stories, text, dialog, catch phrases, locations, concepts, artwork, animations, sounds, musical compositions, audiovisual effects, methods of operation, moral rights, any related documentation, and "applets" incorporated into the Program) are owned by UI or its licensors. The Program is protected by the copyright laws of the United States, international copyright treaties and conventions and other laws. All rights are reserved. The Program may contain certain licensed materials, and UI's licensors may act to protect their rights in the event of any violation of this Agreement.
- 3. Responsibilities of End User.**
 - A. Subject to the Limited Use License as set forth above, you may not, in whole or in part, copy, photocopy, reproduce, translate, reverse engineer, derive source code from, modify, disassemble, decompile, or create derivative works based on the Program, or remove any proprietary notices or labels on the Program without the prior consent, in writing, of UI.
 - B. You are entitled to use the Program for your own use, but you are not entitled to: sell, grant a security interest in or transfer reproductions of the Program to other parties in any way, nor to rent, lease or license the Program to others without the prior written consent of UI; or exploit the Program or any of its parts for any commercial purpose.
- 4. Program Transfer.** You may permanently transfer all of your rights under this License, provided the recipient agrees to the terms of this License.
- 5. Termination.** This License is effective until terminated. You may terminate the License at any time by destroying the Program. UI may, at its discretion, terminate this License in the event that you fail to comply with the terms and conditions contained herein. In such event, you must immediately destroy the Program.

THE OFFICIAL NOVELIZATION OF THE FILM!



By Peter David

*Based on the Motion Picture Screenplay Written
by James Schamus*

6. Limited Warranty. UI EXPRESSLY DISCLAIMS ANY WARRANTY FOR THE PROGRAM AND MANUAL(S). THE PROGRAM AND MANUAL(S) ARE PROVIDED "AS IS" WITHOUT WARRANTY OF ANY KIND, EITHER EXPRESS OR IMPLIED, INCLUDING, WITHOUT LIMITATION, THE IMPLIED WARRANTIES OF MERCHANTABILITY, FITNESS FOR A PARTICULAR PURPOSE, OR NONINFRINGEMENT. ANY WARRANTY AGAINST INFRINGEMENT THAT MAY BE PROVIDED IN SECTION 2-312(3) OF THE UNIFORM COMMERCIAL CODE AND/OR IN ANY OTHER COMPARABLE STATE STATUTE IS EXPRESSLY DISCLAIMED. The entire risk arising out of use or performance of the Program remains with You, however UI warrants the cartridge(s), on which the Program is furnished, to be free from defects in materials and workmanship, under normal use, for a period of ninety (90) days from the date of delivery. UI's sole liability in the event of a defective disk shall be to give You a replacement cartridge. Some states do not allow the exclusion or limitation of incidental or consequential damages, or allow limitations on how long an implied warranty lasts, so the above limitations may not apply.


7. Limitation of Liability. NEITHER UI, ITS PARENT, SUBSIDIARIES, AFFILIATES NOR LICENSORS SHALL BE LIABLE IN ANY WAY FOR LOSS OR DAMAGE OF ANY KIND RESULTING FROM THE USE OF THE PROGRAM INCLUDING, BUT NOT LIMITED TO, LOSS OF GOODWILL, WORK STOPPAGE, COMPUTER FAILURE OR MALFUNCTION, OR ANY AND ALL OTHER COMMERCIAL DAMAGES OR LOSSES. Some states do not allow the exclusion or limitation of incidental or consequential damages, or allow limitations on how long an implied warranty lasts, so the above limitations may not apply to you.

8. Equitable Remedies. You hereby agree that UI would be irreparably damaged if the terms of this License were not specifically enforced, and therefore you agree that UI shall be entitled, without bond, other security, or proof of damages, to appropriate equitable remedies with respect to breaches of this License, in addition to such other remedies as UI may otherwise have available to it under applicable laws. In the event any litigation is brought by either party in connection with this License Agreement, the prevailing party in such litigation shall be entitled to recover from the other party all the costs, attorneys' fees and other expenses incurred by such prevailing party in the litigation.

9. Miscellaneous. This License shall be deemed to have been made and executed in the State of California, and any dispute arising hereunder shall be resolved in accordance with the law of the State of California. This License may be amended only by an instrument in writing executed by both parties. This License constitutes and contains the entire agreement between the parties with respect to the subject matter hereof and supersedes any prior oral or written agreements.

**Mail: Vivendi Universal Interactive, Inc.
Attn: Warranty Processing
4247 S. Minnewawa Ave., Fresno, CA 93725**

NO POSTAGE
NECESSARY
IF MAILED
IN THE
UNITED STATES



BUSINESS REPLY MAIL
FIRST-CLASS MAIL PERMIT NO. 57 ELLENTON, FL

POSTAGE WILL BE PAID BY ADDRESSEE

SOFTWARE REGISTRATION
PO BOX 658
ELLENTON FL 34222-9957

